



# St John's Church of England Academy

## Year 1 Parent Information 2024-2025

What can you and your child expect from  
this year?



# Identity

I know that my life matters.

# Excellence

Always giving my best.

# Character

I am becoming a better person.

# Teamwork

We work better together.

# Drive

I am hungry to discover.

# Stewardship

My life makes a positive difference.



*Because the world needs my light*

# St John's C of E Academy- Our Vision, Mission and Motto

Our vision is to be an excellent school, embedded in Christian values, that develops children into confident, happy citizens and provides a platform to flourish in local, global and Christian communities, both today and in the future.

Our vision is founded on Matthew 5:16 "***Let your light shine before others, that they may see your good deeds and glorify your father in heaven.***"

Our mission as a school is to provide high quality teaching, learning and reflection from the teachings and values of Christianity to serve our community and beyond.

To fulfil our mission as a whole school community, we strive to live out the vision through our child-friendly motto of "I will shine!" intertwined with our school values of:

- Identity
- Drive
- Excellence
- Character
- Teamwork
- Stewardship



# I can make a positive difference

Friday  
14/6/24

1 John 3:16-17

*This is how we know what love is: Jesus Christ laid down his life for us. And we ought to lay down our lives for our brothers and sisters. 17 If anyone has material possessions and sees a brother or sister in need but has no pity on them, how can the love of God be in that person? 18 Dear children, let us not love with words or speech but with actions and in truth.*

Showing Stewardship means:

- Being a good friend
- Showing kindness

Time to reflect  
When have I made a positive difference before?  
How did it make me feel?



# Teamwork

What does it mean to you? How has working on teamwork helped you this half term? Think of an example of when you have worked well as a team!

Friday  
13/1/23

# I can shine through my actions.

Galatians 5:22-23

*But the Holy Spirit produces this kind of fruit in our lives: love, joy, peace, patience, kindness, goodness, faithfulness, gentleness and self-control.*

Showing Character means:

- Praise acts of kindness
- Show self-control
- Be patient

Time to reflect  
Why do I ask questions?  
What BIG questions would I like to ask?

How have you shown the value of character?

I always give my best

I can see where I need to improve to be the best I can be

Wednesday 31<sup>st</sup> March  
Excellence Reflection

What have you learnt about Excellence? What does it mean to you? What will you do in the future?

I can be excellent in my character and the things I do

I can make the world a better place by being the best I can be

I can make mistakes and keep going

# We explore and play together.



# We have awe and wonder in the world around us.





We are braver together.



We learn together.



We create and build.




We aspire to be the best we can be.



# We praise God.





We are the St John's family.

# We are World Changers!



# Behaviour Policy

## **St John's Primary School Golden Rules:**

### **Respect**

(Matthew 7:12 – “So in everything, do to others what you would have them do to you.”)

### **Kindness**

(Ephesians 4:32 – “Be kind and compassionate to one another, forgiving each other, just as in Christ God has forgiven you.”)

### **Perseverance**

(Luke 1:37 – “For nothing will be impossible with God.”)

# The St. John's Learning Ethos

**'Reflection' is an important part of teaching and learning at St. John's. We actively provide children with several opportunities to reflect on their learning as well as their personal wellbeing.**

**1. Time to Reflect:** During lessons, children are given 'time to reflect'. Teachers include a range of questions on their flipchart. These questions allow children to self-regulate their learning. Time to Reflect prompt mats are also on used by children daily. They include questions to prompt self-reflection and regulation.

**2. Shine Time:** Shine Time gives adults working in school the opportunity to provide regular, high-quality feedback to all children in their class- both within and outside of lessons. This may be 1:1, in small groups or as a class and the focus will be either to *address misconceptions* or *provide further challenge*.

**3. Learning Partners:** Learning Partners' help to foster a culture of collaboration within school. It is also an important part of building relationships.



The moment  
is **NOW.**  
NOT tomorrow, OR  
yesterday  
or **SOMEDAY.**  
Right here. Right now.  
THIS is YOUR moment to  
**SHINE.**

## St. John's Church of England Academy

### Our Curriculum Vision: *The St John's Way*



**Discover**

**Captivate**

**Excite**

**Challenge**

**Flourish**

At St John's Church of England Academy, we will excite, engage and inspire pupils with a relevant, inclusive and memorable curriculum that makes learning irresistible. We will ignite children's curiosity, instilling a passion for lifelong learning. At the heart of their learning, children at our school will develop an understanding the core values we've developed as a community, the core values that we believe make our school special, the core values that will allow our children to shine and grow into respectful, global citizens.

Our core values are:

- Identity
- Drive
- Excellence
- Character
- Teamwork
- Stewardship

Alongside our core values, we will be relentless in our desire for all pupils to become independent self-regulating learners and we will provide regular 'WOW' moments for our children to have fun, encounter challenges and develop problem-solving strategies whilst planning, monitoring and evaluating their own learning. Children will leave St John's equipped with a range of strategies that will enable them to access future learning in a variety of ways - overcoming barriers to learning through resilience and perseverance, and achieving great success. Children will know how to live a healthy lifestyle, both physically and mentally.

Our 'Topic' curriculum will cover statutory objectives from the National Curriculum with the key knowledge, skills and understanding carefully mapped out and built upon over time. Children will be encouraged to re-visit prior learning and then delve even deeper, building on the skills and knowledge taught progressively each year. We are confident that this will lead all children at our school to flourish— both academically and personally, throughout our curriculum, within their school life and beyond.

Mrs Wright - Class Teacher  
Miss Foley – Teaching Assistant



Mrs Wright



Miss Foley

# Website, X, Facebook

## Website

<http://www.stjohns.covmat.org/>



## X

@Stjohnscoventry



## Facebook

@stjohnscoventry



**You do not need a X (Twitter) account to look at learning on the @Stjohnscoventry page. Just type @Stjohnscoventry X into Google.**

# Year Group Timetable- flexible!

Week	9:30-10:30	10:45 – 11:45	1:00 – 1:30	1:30 – 3:00	3:00 – 3:30
Monday	Maths	Phonics	Handwriting	RE	Story and get ready for home
Tuesday	English	Phonics	Story Music / Computing alternate weeks with Topic		Story and get ready for home
Wednesday	Maths	Phonics	Story	PE	Story and get ready for home
Thursday	English	Phonics	RHE	Science	Story and get ready for home
Friday	Learning forum	Phonics	Handwriting	Outdoor learning Get learning	Story and get ready for home

Drop-offs (8:45am-9:00am)

End of day: 3:30pm (gates open at 3.25pm)

## Year 1: Detail of content to be introduced (statutory requirement)

<b>Word</b>	<p>Regular plural noun suffixes <b>–s</b> or <b>–es</b> [for example, <i>dog, dogs; wish, wishes</i>], including the effects of these suffixes on the meaning of the noun</p> <p><b>Suffixes</b> that can be added to <b>verbs</b> where no change is needed in the spelling of root words (e.g. <i>helping, helped, helper</i>)</p> <p>How the <b>prefix un–</b> changes the meaning of <b>verbs</b> and <b>adjectives</b> [negation, for example, <i>unkind</i>, or <i>undoing: untie the boat</i>]</p>
<b>Sentence</b>	<p>How <b>words</b> can combine to make <b>sentences</b></p> <p>Joining <b>words</b> and joining <b>clauses</b> using <i>and</i></p>
<b>Text</b>	<p>Sequencing <b>sentences</b> to form short narratives</p>
<b>Punctuation</b>	<p>Separation of <b>words</b> with spaces</p> <p>Introduction to capital letters, full stops, question marks and exclamation marks to demarcate <b>sentences</b></p> <p>Capital letters for names and for the personal pronoun <i>I</i></p>
<b>Terminology for pupils</b>	<p>letter, capital letter</p> <p>word, singular, plural</p> <p>sentence</p> <p>punctuation, full stop, question mark, exclamation mark</p>

# English Coverage

## What's coming up in the Autumn term?

Traditional Tales

Classic Stories

Information Texts

Contemporary Poems

# Maths Coverage

	<u>Week 1</u>	Week 2	Week 3	Week 4	Week 5	Week 6	Week 7	Week 8	Week 9	Week 10	Week 11	Week 12	Week 13	Week 14
Autumn	Number: Place value 1				Number: Addition and subtraction 1					Geometry: Shape	Geometry: Position and direction	Number: Place value 2	Consolidate and assess	
Spring	Number: addition and subtraction 2			Measures: length and height		Measures: Weight and volume		Number: Place value 3			Measurement: Time		Consolidate and assess	
Summer	Number: Place value 4		Number: Multiplication and division			Fractions			Number: Consolidate addition and subtraction 3		Measures: Money	Consolidate and assess		

# Curriculum-based learning for the Year

Year 1 – Autumn Term  
Coventry, St. John's and Me!



Driver: Values

Who am I and where do I live?

Children at St John's are unique and special and through our values, we recognise the importance of developing strong identity and character. This topic allows children to explore themselves as a person and how they fit within their family, the school and the local area, celebrating individuality and diversity. Get ready to shine!

# Themes for the year...

## Time Travel



Drivers- History and Geography

How has London changed over time?

Now that children in Year 1 have a clear understanding of themselves and the local area, they will be broadening their knowledge of the UK and its capital cities, with a particular focus on London. They will travel back in time to compare London in the past with London now. Buckle your seatbelts and look out for Pudding Lane.

## Exploring the World



Drivers- History and Geography

What is in the world and how do we know?

The world is full of awe and wonder. As explorers, the children will begin to learn about different countries and continents in the world. Through the study of famous explorers, they will find out more about the world including what was found historically, what is happening currently and why it is all important. Grab your binoculars!

# Curriculum Maps

As part of Geography, I will be learning about...

My School

- The different ways the land is used
- The human and physical features of my school's land.

My Local Area

- The human and physical features of Allesley Park including how the land is used for different buildings and green spaces

The City of Coventry

- The location of famous landmarks in the City of Coventry

Simple Maps

- What they look like
- How to draw them
- How simple keys can be used to find features
- Simple routes around my local area including which words can be used to direct someone around an area
- Aerial photographs of my school and the key features

Fieldwork

- Spotting and observing similar and different features in the school, it's surrounding area and the local area of Allesley Park.

Seasonal Weather Patterns

- The weather and temperature throughout the seasons.

As part of Design and Technology, I will be learning about...

Cooking

- The importance of fruit and vegetables for a healthy diet
- How to prepare fruits in different ways and combine them to make a fruit salad
- Good safety and hygiene procedures when preparing and combining different fruits

*I will make a fruit salad for a picnic in the school grounds.*



## Year 1 Autumn Curriculum Coventry, St Johns and Me!

Who am I and where do I live?

Identity Drive Excellence  
Teamwork Character Stewardship

Children at St John's are unique and special and through our values, we recognise the importance of developing strong identity and character. This unit in our curriculum allows children to explore themselves as a person and how they fit within their family, the school and the local area, celebrating individuality and diversity.  
Get ready to shine!

As part of History, I will be learning about...

My School

- The meaning of our school logo and why John the Baptist is important to our school.
- The history of our school in living memory including what has changed and what has stayed the same.

My Family

- The different relatives I have and how they have changed over living memory.

My School's Local Area

- The different buildings in the area of Allesley Park and how the land use has changed within living memory.

Historical Sources

- Photos can be used to understand more about the past and how it is different or the same as today.

As part of our school values, I will be learning about...

- The value of 'Identity' by:
    - Developing a strong sense of self-worth
    - Building my confidence
    - Understanding that I am valuable and my life is valued
  - The value of 'Drive' by:
    - Discovering more about myself and my family
    - Being curious and experiencing 'awe' and 'wonder'
- I will also learn about how I am similar and different to my friends and how I am unique and special.

As part of Art, I will be learning about...

Colour Mixing

- The 3 primary colours and how they can be mixed to create secondary colours
- A professional designer in our local city
- How a local designer used colour mixing to create our school values branding.
- How to use knowledge of colour mixing to create a new 'I will shine' logo

Pablo Picasso

- Who he was
- What Surrealism is
- What some of his paintings look like
- How pencils and paintbrushes can create different thicknesses of lines

☆☆☆☆☆☆☆☆☆☆☆☆☆☆☆☆☆☆☆☆☆☆☆☆☆☆☆☆☆☆☆☆

☆☆ Discover, Excite, Captivate, Challenge and Flourish ☆☆

☆☆ Discover, Excite and Captivate: Bring in something from home that is special to them ☆☆

☆☆ Challenge Day: maps of our school: aerial views and key ☆☆

☆☆ Flourish: Time to Shine: Designing a 'Pablo Picasso' style painting ☆☆

☆☆ Flourish: Come and Share: Sharing family history ☆☆

☆☆ Mark out for the 'Come and Share' and 'Time to Shine' date on the Monday! ☆☆

☆☆☆☆☆☆☆☆☆☆☆☆☆☆☆☆☆☆☆☆☆☆☆☆☆☆☆☆☆☆☆☆

These were emailed home on Friday 8<sup>th</sup> September

If you are an expert in any of the subject areas, and are available to support in any way, please contact your child's teacher!

# Knowledge Organisers

## Year 1 – Autumn Term Coventry, St. John's and Me! Knowledge Organiser



These were emailed home on Friday 8<sup>th</sup> September

### Our School Logo

- Our School and logo is named after St John the Baptist.  
- He was Jesus' cousin and he was born 6 months before Jesus.  
- His mission was to stand up for what he knew was right, even when other people did something different.  
- He called Jesus 'the Lamb of God' who would take our sins away!  
- The flag shows the victory of Jesus over evil.  
- The lamb on the logo represents Jesus.

### Our Local Area: Almsley Park

- Our School is in Almsley Park, in Coventry.  
- Near our School we have Almsley Park.  
- It has a golf course, a play area, a walled garden and lots of places to walk.  
- Before it was a park for people, it was a deer park.  
- Before the houses in Almsley Park were built, this was our fields.  
- Near our school we have lots of shops.  
- For example: Nisa, One Stop, Mocha Lounge, Almsley Park Fish and Chip Shop.  
- Some of these shops have been here for years but lots of them have changed.

### History Knowledge

#### St Christopher's Church

- Our school's local church is St Christopher's Church.  
- It was built in 1860.

### Vocabulary

Family	The people you are related to
Family members	Family, Mum, Dad, Siblings, Grandma, Grandad, Auntie, Uncle, Cousin
Change	When something becomes different
Compare	When you look at what is the same or different
Similar	Something that is almost the same but a bit different
Same	Something that has no difference
Different	When something is not the same
Past	Something that has happened before in history
Now	What is happening at the moment
Present	What is happening at the moment
School	A place where children learn
Academy	St John's is an Academy school
Local	An area that is near to you
Almsley Park	An area in Coventry. This is also the name of a park.
Evidence	Something that backs up your facts
John the Baptist	A lay person in the Bible and the story of Jesus

### Our School

- Our School is called St John's Church of England Academy  
- Our School is in Almsley Park, in Coventry  
- Our School has 7 classes  
- We have lots of different adults that work at our school  
- Lots of things have changed in our school but some things have stayed the same

	Same	Different
Lessons	We still have lots of different lessons	We can use computers to help us in our lessons
Teachers	We have teachers to help us with our learning	The teachers might change. We now have Teaching Assistants to help us
Buildings	Our school is called St John's C of E	We have a Forest School. We have Ewe Club
Resources	We can use pens and pencils. We have work books	We have an interactive whiteboard
Playground games	We can play with our friends. We can play football and play with hoops	We now have a climbing frame and a trim trail. There are different toys we can play with

### Historical Sources

- There are different historical sources we can use to learn about the past.  
- Photos are one type of source we can use.

### Families

- Not all families are the same, but there are some family members that might be the same.  
- Families change over time and they can get bigger or smaller.  
- We can look at how our families have changed using photos as evidence.  
- Some family members you might have are: mum, dad, sibling (brother and sister), Grandma, Grandad, Auntie, Uncle, Cousin

### Painting and colour mixing

- You can use the primary colours to create other colours.  
- The primary colours are:

- If you mix two of them together you can make secondary colours.  
- The secondary colours are:

- You can use pencils and paints to create lines of different thicknesses.

### Act Knowledge

#### Pablo Picasso

- Pablo Picasso was a Spanish Artist who painted many pictures.  
- He is famous for painting in the style of Surrealism, which is where the pictures do not look like the objects in real life.  
- Two of his famous paintings are 'Weeping Woman' and 'Head of a Woman'. These are surrealist paintings.

### Our School Values

- Our 'I will Shine' logo was created by Britt Scott. She designed and created the logo just for our school to match our school values: teamwork, identity, character, drive, excellence, stewardship.

- Around our school you will be able to see this design: painted in the hall, above classroom doors.  
- This helps us remember our school values are everywhere and in everything we do.

### Vocabulary

Primary colours	These are the colours we can use to make any other colour: red, yellow, blue
Secondary colours	These are made by mixing 2 primary colours: purple, green, orange
Surrealism	A style of art where objects do not look like they do in real life
Brushstroke	The mark you make on a canvas with a paint brush
Pablo Picasso	A famous artist who did Surrealism

### Food Technology Knowledge

#### Food Technology

- Before you prepare food you need to wash your hands (so you don't spread germs)  
- There are different ways that you can prepare fruit

- You can combine fruit to make a fruit salad.  
- When you have made something you should evaluate it to think about how you can improve it.


### Vocabulary









Preparing food	Slicing, dicing, peeling, chopping, cutting
Cut	Use a knife to cut food
Slices	To cut into straight pieces
Peel	To take off the outer peel
Healthy	What our body needs.
Fruit	Something you can eat that is grown on bushes and trees
Vegetables	Something you can eat that comes from the ground
Hygiene	Keeping an area clean, including yourself

Your child will be assessed on their understanding of this knowledge. Any help you can provide them with will be gratefully received.

# Learning Logs

These were sent (paper copy) and emailed home on Friday 13<sup>th</sup> September


**St John's C of E Academy**  
**Tic Tac Toe: Half-termly Learning log**  
**Year 1**  
**Autumn Term – Coventry, St John's and Me**

<p style="text-align: center;"><b>Music</b></p> <p>What music do you like? Write about the music you like to listen to. -Song titles, why you like it. You could even make your own music!</p> 	<p style="text-align: center;"><b>Science</b></p> <p>Seasons There are 4 seasons in the UK. This term we will learn about Autumn! Create your own Autumn poster in your book to show what happens in Autumn.</p>	<p style="text-align: center;"><b>English</b></p> <p>Reading is great fun! Spend some time reading with your family. Draw a picture or write about your favourite book.</p> 
<p style="text-align: center;"><b>Design</b></p> <p>It is really important to look after our local area! Design and make something to help our area. -Bird feeders, bug hotels, etc Remember to use natural or recycled materials.</p> 	<p style="text-align: center;"><b>Value</b></p> <p>Identity Identity is all about recognising how special you are! Create your own 'All About Me' poster: -This could be a collage, words and pictures you like, etc.</p> 	<p style="text-align: center;"><b>Geography/ History</b></p> <p>In our topic we will be looking at how schools have changed! Create your own poster to show how schools have changed (you could ask an adult what school was like for them) and what you think schools will look like in the future!</p> 
<p style="text-align: center;"><b>ICT</b></p> <p>What is in your local area? Ask an adult to use a camera (iPad, phone, etc) to take photos of things that you can find in your local area. You could show your photos as a collage or power point</p> 	<p style="text-align: center;"><b>Maths</b></p> <p>Recognising numbers up to 30. Numbers are all around us! Create your own number line using things in our area. -It could a number line with fruit, door numbers, etc.</p> 	<p style="text-align: center;"><b>Art</b></p> <p>Art is everywhere! There is so much colour in the world! Create a collage to show where you can find different colours in the environment. -What is green? Where can you see brown? Try using natural materials to make your collage.</p> 

Try to complete at least 3 challenges so that you make a vertical, horizontal or diagonal line, or any three that you like! Try to include the middle square if you can. Colour in each square as you complete that activity.

To be completed no later than **Monday 9<sup>th</sup> December** when we will celebrate and share all your projects. You are welcome to bring in your home learning earlier if you have completed it. Enjoy and have fun!

Year 1 Mrs Wright and Miss Foley

**Learning Log home learning is optional. They are provided for your child to explore areas of the curriculum at home. Some children will complete them independently and some will enjoy completing tasks with a parent or sibling. Your child can complete one, three, nine or none – the choice is yours.**

**All learning is celebrated in class.**

**Please use recycled materials or items you have at home, there are no expectations that you buy anything. If you think school can help, please ask.**

# Other areas of the curriculum

## Science

Throughout the year we will be learning about:

- The World Around Us / Seasonal Changes
- Animals including humans
- Everyday materials
- Plants

# Other areas of the curriculum

## Computing

Area of Computing: Information Technology (Data and Information) Strand: Grouping Data Software: Unplugged	Area of Computing: Computer Science (Programming) Strand: Moving a robot Software: Bee Bot, Blue bot or other floor robot	Area of Computing: Information Technology (Media) Strand: Digital writing Software: Word processing: Google Docs, Microsoft Word, or other	Area of Computing: Information Technology (Networks) Strand: Technology Around Us Software: Paintz.app online paint application	Area of Computing: Computer Science (Programming) Strand: Algorithms (unplugged) Software: PurpleMash	Area of Computing: Information Technology (Media) Strand: Digital painting Software: Paintz.app online paint application
--	---	--	---	---	--

# Other areas of the curriculum

Music Long Term Plan 2024/2025; Get Set 4 Music Scheme

	Autumn 1	Autumn 2		Spring 1	Spring 2	Summer 1	Summer 2
Year 1	Traditional Tales (EYFS Unit)	Senses	Christmas Play	Dinosaurs	Carnival of the Animals (ED)	Superheroes	Fantasy and Adventure

# Other areas of the curriculum

## P.E.

Children will cover the following areas of PE during the year:

- Athletics
- Gymnastics
- Dance
- Ball Skills
- Using a Bat and Ball

# Other areas of the curriculum

## Relationships and Health Education (RHE)

### Our Safety

We will be looking at different behaviours of others and our body safety.

### Our Relationships

We will be looking at relationships and people who care for us. We will look at families and different types of family.

### Our Bodies

We will be looking at how to have healthy, balanced diet and how to keep our bodies healthy.

# Other areas of the curriculum

## Relationships and Health Education (RHE)

### Our Community

We will be looking at differences and similarities between people. How we can look after the environment and animals.

### Our Future

We will be looking at strengths that we have. We will also be looking at jobs in our community and why these are important.

### Our Feelings and Wellbeing

We will be looking at how to identify our different feelings and how these can make us behave differently. We will also look at kind and unkind behaviour.

# Other areas of the curriculum

## Relationships and Health Education (RHE)

### Our Bodies

We will be looking at how to have healthy, balanced diet and how to keep our bodies healthy.

As part of this unit, we will be naming male and female body parts.

This is part of our agreed RHE policy and curriculum.

A message will go home to parents before this lesson is taught.

# Other areas of the curriculum

## Phonics

We will be continuing to develop a knowledge of phonics in Year 1. We use Rocket Phonics scheme at St John's.

At the end of the year there will be a phonics screening check for every child in Year 1 to check their phonics knowledge.

Please support your child with their phonics knowledge at home: reading, games, using the phonics in their reading diary.

The phonic screening check will be administered informally as part of normal classroom practise.

# Get Learning

**Get learning time - provision areas we have in year 1:**

- ▶ **writing & phonics, RE, role play, reading, maths, chill out zone, creative area and construction area and sand and water.**
- ▶ **Children have access to this all of the time and there will also be added challenges for the children to complete each week.**
  
- ▶ **There is a short carpet input in lessons then we break into group work and get learning time, then swap over.**

# Expectations and Support from home

- Reading books- signed by Parents at least twice a week. If the book has been read to the end, please write 'finished' or 'read to end'.
- Reading books need to be in school every day and books will be changed when your child has finished their book. Reading books are changed as and when children finish their books.
- Learning Logs - Out on Friday 13<sup>th</sup> September- returned Monday 9<sup>th</sup> December
- Times table Rockstars is available for you to use with your child at home.
- P.E. kits to be worn to school on your child's PE day. Your child's PE day is Wednesday.
- Water bottles (named) brought into school daily
- Uniform policy followed: please name all uniform! (For more information please see the school website.)
- If your child is being collected by someone different, please inform the office and the teaching staff.

# Inclusion and SEND

- ▶ If you have any concerns about your child's learning, behaviour or wellbeing, please speak with your child's class teacher in the first instance.
- ▶ Following this, meetings can be arranged with parents, class teacher and Mrs Henderson (SENDSCO).
- ▶ Further meetings will be arranged with Mrs Henderson, to begin to address any next steps.
- ▶ OR email, catch her in the playground or telephone the office to arrange a meeting at any time.
- ▶ [Sara.Henderson@stjohns.covmat.org](mailto:Sara.Henderson@stjohns.covmat.org)



# What's coming next?

- ▶ Termly Learning Conference - Wednesday 16<sup>th</sup> and Thursday 17<sup>th</sup> October
- ▶ 'Come and Shares' and 'Time to Shines'- look out for the dates of these on the newsletter!
- ▶ Friday 11<sup>th</sup> October – Kindness Workshop – parents invited in from 9.30-10.30am.
- ▶ See the school website Calendar for dates for your diary  
<https://www.stjohns.covmat.org/diary/list/>

We know the start of the year can be a tricky time for you and your child. Please remember we are always here to support you as a family.

Together, we shine!

