

Year 1 – Summer Term

Exploring the World

Knowledge Organiser



## History Knowledge


### Christopher Columbus

- He was a famous explorer.
- He was Italian
- He discovered America in 1492



### James Cook

- He was a famous explorer.
- He was British
- He commanded a ship called the HMS Endeavour
- James Cook explored places in the Pacific Ocean, including New Zealand and Hawaii



### HMS Endeavour

- The HMS Endeavour was a famous ship.
- It was commanded by James Cook and was used for exploring.
- The ship was made of wood and had large sails.
- The ship did not have an engine, so they would need wind for the ship to move.
- The cabins were very cramped.
- There were lots of sailors on the ship.
- They spent a long time at sea.
- They had cannons and gun powder on the ship, in case they needed to defend it.
- “Ship’s biscuits” were one of the main foods to eat on the ship.



## Vocabulary



- Explore**—to travel somewhere to learn about it
- Explorer**—someone who travels to somewhere they haven't been before
- Discovery**—finding something new
- Christopher Columbus**—a famous explorer
- James Cook**—a famous explorer
- HMS Endeavour**—a ship commanded by James Cook

### How can we learn about these discoveries?

- We can learn about these explorers using diaries and letters.
- We can also use different stories to learn more about them.

### What these discoveries mean.

- From the discoveries of these famous explorers, we know more about our world today.
- Maps and Atlases were created by these famous explorers: they said what they had discovered and where it is.



## Geography Knowledge

### The Seven Continents of the world.

-The Seven Continents are: Europe, Africa, North America, South America, Australia, Asia, Antarctica.

-A continent is a large area of land.

### The Five Oceans of the world.

-The five Oceans of the world are: Pacific Ocean, Indian Ocean, Atlantic Ocean, Southern Ocean, Arctic Ocean.


-An ocean is a large area of water



### Atlases

-You can use an Atlas to locate places around the world

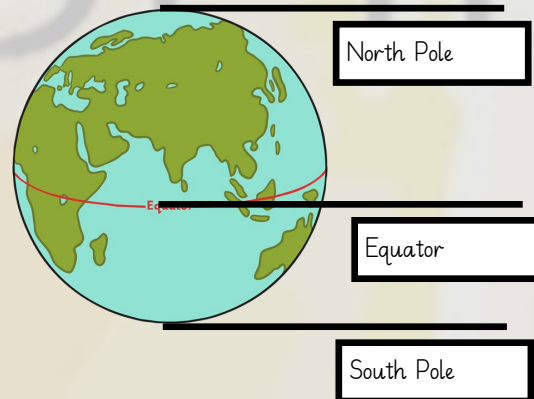
-You can find the continents and oceans in an Atlas



### The Equator and the North and South Pole.

-The Equator is the invisible line around the centre of the Earth and this area is very hot.

-The North Pole and the South Pole are the two coldest points on Earth.



## Vocabulary

**Continents**—a large area of land

**Europe**—one of the seven continents

**Africa**—one of the seven continents

**North America**—one of the seven continents

**South America**—one of the seven continents

**Australia**—one of the seven continents

**Asia**—one of the seven continents

**Antarctica**—one of the seven continents

**Ocean**—A large area of water

**Pacific Ocean**—one of the five Oceans

**Indian Ocean**—one of the five Oceans

**Atlantic Ocean**—one of the five Oceans

**Southern Ocean**—one of the five Oceans

**Arctic Ocean**—one of the five Oceans

**Equator**—the invisible line around the centre of the Earth

**North and South Poles**—the coldest points on Earth

## Art Knowledge

### Vincent Van Gogh

- Vincent Van Gogh was a famous artist
- He is a post-impressionist artist
- Some of his famous paintings are 'Seascape' and 'Sunflowers'



Vincent Van Gogh



Seascape



Sunflowers

### Creating a painting

- There are different tools you can use to create a painting
- You can use sponges to paint and different size brushes.
- What tool you use affects the painting.



### Vocabulary

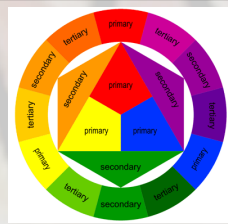
Vincent Van Gogh—A famous artist

Seascape—A painting by Vincent Van Gogh

Sunflowers—A painting by Vincent Van Gogh

### Colour Wheel


- Colour wheels show how colours relate to each other
- Colour wheels helps know how to mix different colours



## Design Technology Knowledge

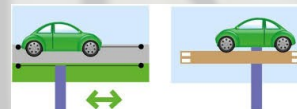
### Picture books

- Some picture books have moving parts.
- You can use a slider to make these parts move.
- The book gives the reader information about a subject



### Sliders

- Sliders are mechanisms that make things move.
- Sliders can make things go up and down or side to side.
- You can use a template to test sliders



### Materials

Materials have different properties and you use them for creating different things.



### Vocabulary

**Slider**—something you can use to make something move

**Mechanism**—allows parts of objects to move


### Sail boats

- The HMS Endeavour had a sail
- Sail boats have sails that go up and down



### Joins

- Scissors can be used to cut materials
- Card is a material that can be used to design and make things
- You can use glue and other materials to join pieces together
- You can join the pieces together to create a design, including one that can stand on its own



### Evaluations

- Designers think about their designs, including the purpose, before they start creating their product
- Designers will evaluate their product after they have made it to see what they think of it
- An evaluation helps to think about what we like about a product

