

Year 1 – Spring Term

Time Travel

Knowledge Organiser



## History Knowledge

### Great Fire of London

- The Great Fire of London happened in 1666
- The Great Fire of London started in Pudding Lane
- The Great Fire of London started in the King's Bakery
- Some people think the ovens were left on and this started the fire
- The fire spread quickly and destroyed a lot of London
- The houses were close together and this helped the fire spread
- They did not have fire engines to put the fire out, they had to use buckets of water



### How London has changed

#### Houses

1666	Now
Houses were made out of wood	Houses are made out of brick
Houses were close together	Some houses are close together, but not all houses
Houses had straw roofs	Houses have slate roofs

#### Royal Family

- In 1666 the United Kingdom had a King (King Charles II)
- Today we have a Queen (Elizabeth II)

#### Landmarks

- Landmarks have changed because of materials and way of life

	Today	1666
Buckingham Palace	Yes	No
Houses of Parlia-	Yes	No
London Eye	Yes	No
Big Ben	Yes	No
Tower of London	Yes	Yes
Tower Bridge	Yes	No

### Samuel Pepys

- Samuel Pepys is famous for writing a diary during the Great Fire of London
- We can use his diary to learn about what happened during the Great Fire of London



### Royal Family

- King Charles III is the current King of England
- Queen Elizabeth II was the former Queen of England, she died in 2022.
- Charles II was the king during the Great Fire of London



### Timeline of the Great Fire of London

<p><b>Early Sunday morning</b></p> <p>The fire starts at Thomas Farriner's bakery in Pudding Lane.</p>	<p><b>Sunday morning</b></p> <p>Samuel Pepys starts to record the unfolding events in his diary.</p>	<p><b>Early Monday morning</b></p> <p>People carry their possessions to safety using boats on the River Thames.</p>	<p><b>Tuesday</b></p> <p>St Paul's Cathedral is destroyed by the fire.</p>	<p><b>Wednesday</b></p> <p>The fire starts to burn more slowly as the wind dies down.</p>	<p><b>Thursday</b></p> <p>The fire is finally under control and put out.</p>
--	--	---	--	---	--

## Vocabulary

**Compare-** How objects, people or places are similar and different

**Similar-** Having things in common

**Different-** Things that are not the same

**Great Fire of London-** Fire that happened in London a long time ago

**Pudding Lane-** The road where the fire started

**Sequence-** Put in an order

**Source-** Somewhere to find information

**Evidence-** Facts to prove an opinion

**King-** The male head of a royal family

**Queen-** The female head of a royal family

**Royal Family-** The family of a King or Queen

**Samuel Pepys-** He saw how the Fire of London started and wrote it in a diary

**London-** The city where the Fire of London happened

**Bakery-** The place where the fire started. A shop that makes and sells bread

## Geography Knowledge

### The United Kingdom

The United Kingdom has 4 countries: England, Scotland, Wales, Northern Ireland

-Capital city of England is London

-Capital city of Scotland is Edinburgh

-Capital city of Wales is Cardiff

-Capital city of Northern Ireland is Belfast

-The United Kingdom borders the Atlantic Ocean



### Vocabulary

**Country**- A place in the world which has lots of towns and cities in it.

**Capital city**- The main city in a country. It is where important government decisions are made for the country

**United Kingdom**- An island made up of 4 countries

**England, Northern Ireland, Wales, Scotland**- The 4 countries that make up the United Kingdom

**North, South, East, West**- The 4 compass directions

**Compass**- An object that helps us to read compass directions

**Directions**- Instructions of how to get to a place

**Location**- a place

**Atlas**- A book of maps

**Atlantic Ocean**- A big ocean in the world

**Map**- Drawing of the Earth's surface from above

**Buckingham Palace, Houses of Parliament, London Eye, Big Ben, Tower of London, Tower Bridge**- Landmarks in London


**near and far** - Words to describe where places are

**left and right, forwards and backwards, turn**- Words to describe how to find places

### Atlases

-You can use an Atlas to locate places around the world

-You can find countries of the world on an Atlas.



### Compasses

You can use a compass to give directions and find out where you are going

-You can use **North, South, East and West** on a compass.

You can give directions using North, South, East and West as well as using: near, far, left, right, forwards, backwards, turn.



## Geography Knowledge

### London Landmarks

London has key Landmarks that you can use to give directions.

Buckingham Palace

-This is where the King lives

-It is in London



Houses of Parliament

-It is in London



London Eye

-It is in London



Big Ben

-It is in London



Tower of London

-It is in London



Tower Bridge

-It is in London



### Vocabulary

**Country**- A place in the world which has lots of towns and cities in it.

**Capital city**- The main city in a country. It is where important government decisions are made for the country

**United Kingdom**- An island made up of 4 countries

**England, Northern Ireland, Wales, Scotland**- The 4 countries that make up the United Kingdom

**North, South, East, West**- The 4 compass directions

**Compass**- An object that helps us to read compass directions

**Directions**- Instructions of how to get to a place

**Location**- a place

**Atlas**- A book of maps

**Atlantic Ocean**- A big ocean in the world

**Map**- Drawing of the Earth's surface from above

**Buckingham Palace, Houses of Parliament, London Eye, Big Ben, Tower of London, Tower Bridge**- Landmarks in London

**near and far** - Words to describe where places are

**left and right, forwards and backwards, turn**- Words to describe how to find places

## Art Knowledge

### Painting and drawing

- A painting can have a foreground and a background and what these are
- A silhouette is the dark shape of something on a bright background
- Know you can use a 'sky line' as a silhouette
- A 'sky line' shows buildings and landmarks




### Materials

- Know that there are different types of paper and you can use these in different ways.
- The paper type that you use creates a different effect on your art work.
- You can use more than one type of paper in a piece of artwork.



### Shades and Tints

- You can create darker shades by adding black
- You can create lighter tints by adding white
- You can use different tints and tones to create an affect



### Vocabulary

- Material**- Part of something which is made
- Image**- A picture of something
- Foreground**- images at the front of Artwork
- Background**- images at the back of Artwork
- Shade**- A darker shade of colour (adding black)
- Tint**- A lighter shade of a colour (adding white)
- Silhouette**- A shadow drawing of an object (often in black!)
- Light**- A lighter colour (tint)
- Dark**- A darker colour (shade)

## Design Technology Knowledge

### Structures

- You can create a design using 3D shapes
- You can use 2D shapes to build your 3D shape for a design



### 3D shape




### Vocabulary

- cutting, folding, joining**- ways to change materials
- 2D**- Flat shapes
- 3D**- A shape you can pick up
- triangles, squares, rectangles** - 2D shapes
- scissors**- equipment to cut with
- first, next, last**- Words to describe the order
- template**- A shape that is used to draw around to make the same shape again

### Joins

- Scissors can be used to cut materials
- Card is a material that can be used to design and make things
- You can use glue and other materials to join pieces together
- You can join the pieces together to create a design, including one that can stand on its own



### Houses in 1666

- Most houses in 1666 were made out of wood and had straw roofs.
- The houses had black beams you could see on the outside
- The houses were close together



### Evaluations

- Designers think about their designs, including the purpose, before they start creating their product
- Designers will evaluate their product after they have made it to see what they think of it
- An evaluation helps to think about what we like about a product

