



St John's Church of England Academy

Year 2 Parent Information 2023-24

What can you and your child expect from
this year?



Identity

I know that my life matters.

Excellence

Always giving my best.

Character

I am becoming a better person.

Teamwork

We work better together.

Drive

I am hungry to discover.

Stewardship

My life makes a positive difference.



Because the world needs my light

I can make a positive difference

Friday
14/6/24

1 John 3:16-17

This is how we know what love is: Jesus Christ laid down his life for us. And we ought to lay down our lives for our brothers and sisters. 17 If anyone has material possessions and sees a brother or sister in need but has no pity on them, how can the love of God be in that person? 18 Dear children, let us not love with words or speech but with actions and in truth.

Showing Stewardship means:

- Being a good friend
- Showing kindness

Time to reflect
When have I made a positive difference before?
How did it make me feel?



Teamwork

What does it mean to you? How has working on teamwork helped you this half term? Think of an example of when you have worked well as a team!

Friday
13/1/23

I can shine through my actions.

Galatians 5:22-23

But the Holy Spirit produces this kind of fruit in our lives: love, joy, peace, patience, kindness, goodness, faithfulness, gentleness and self-control.

Showing Character means:

- Praise acts of kindness
- Show self-control
- Be patient

Time to reflect
Why do I ask questions?
What BIG questions would I like to ask?

How have you shown the value of character?

I always give my best

I can see where I need to improve to be the best I can be

Wednesday 31st March
Excellence Reflection

What have you learnt about Excellence? What does it mean to you? What will you do in the future?

I can be excellent in my character and the things I do

I can make the world a better place by being the best I can be

I can make mistakes and keep going

We explore and play together.



We have awe and wonder in the world around us.





We are braver together.



We learn together.



We create and build.





We aspire to be the best we can be.



We praise God.





We are the St John's family.

We are World Changers!



St John's C of E Academy- Our Vision, Mission and Motto

Our vision is to be an excellent school, embedded in Christian values, that develops children into confident, happy citizens and provides a platform to flourish in local, global and Christian communities, both today and in the future.

Our vision is founded on Matthew 5:16 "***Let your light shine before others, that they may see your good deeds and glorify your father in heaven.***"

Our mission as a school is to provide high quality teaching, learning and reflection from the teachings and values of Christianity to serve our community and beyond.

To fulfil our mission as a whole school community, we strive to live out the vision through our child-friendly motto of "I will shine!" intertwined with our school values of:

- Identity
- Drive
- Excellence
- Character
- Teamwork
- Stewardship



Behaviour Policy

St John's Primary School Golden Rules:

Respect

(Matthew 7:12 – “So in everything, do to others what you would have them do to you.”)

Kindness

(Ephesians 4:32 – “Be kind and compassionate to one another, forgiving each other, just as in Christ God has forgiven you.”)

Perseverance

(Luke 1:37 – “For nothing will be impossible with God.”)

The St. John's Learning Ethos

'Reflection' is an important part of teaching and learning at St. John's. We actively provide children with several opportunities to reflect on their learning as well as their personal wellbeing.

1. Time to Reflect: During lessons, children are given 'time to reflect'. Teachers include a range of questions on their flipchart. These questions allow children to self-regulate their learning. Time to Reflect prompt mats are also on used by children daily. They include questions to prompt self-reflection and regulation.

2. Shine Time: Shine Time gives adults working in school the opportunity to provide regular, high quality feedback to all children in their class- both within and outside of lessons. This may be 1:1, in small groups or as a class and the focus will be either to *address misconceptions* or *provide further challenge*.

3. Learning Partners: Learning Partners' help to foster a culture of collaboration within school. It is also an important part of building relationships.



The moment
is **NOW.**
NOT tomorrow, OR
yesterday
or **SOMEDAY.**
Right here. Right now.
THIS is YOUR moment to
SHINE.

St. John's Church of England Academy

Our Curriculum Vision: *The St John's Way*



Discover

Captivate

Excite

Challenge

Flourish

At St John's Church of England Academy, we will excite, engage and inspire pupils with a relevant, inclusive and memorable curriculum that makes learning irresistible. We will ignite children's curiosity, instilling a passion for lifelong learning. At the heart of their learning, children at our school will develop an understanding the core values we've developed as a community, the core values that we believe make our school special, the core values that will allow our children to shine and grow into respectful, global citizens.

Our core values are:

- Identity
- Drive
- Excellence
- Character
- Teamwork
- Stewardship

Alongside our core values, we will be relentless in our desire for all pupils to become independent self-regulating learners and we will provide regular 'WOW' moments for our children to have fun, encounter challenges and develop problem-solving strategies whilst planning, monitoring and evaluating their own learning. Children will leave St John's equipped with a range of strategies that will enable them to access future learning in a variety of ways - overcoming barriers to learning through resilience and perseverance, and achieving great success. Children will know how to live a healthy lifestyle, both physically and mentally.

Our 'Topic' curriculum will cover statutory objectives from the National Curriculum with the key knowledge, skills and understanding carefully mapped out and built upon over time. Children will be encouraged to re-visit prior learning and then delve even deeper, building on the skills and knowledge taught progressively each year. We are confident that this will lead all children at our school to flourish— both academically and personally, throughout our curriculum, within their school life and beyond.

Miss Hanson - Class Teacher
Mrs Bailey – Teaching Assistant
Miss Reeve – Teaching Assistant



Miss Hanson



Mrs Bailey
**Monday, Wednesday,
Thursday**



Miss Reeve
Tuesday, Friday

Website, X, Facebook

Website

<http://www.stjohns.covmat.org/>



X

@Stjohnscoventry



Facebook

@stjohnscoventry



You do not need a X (Twitter) account to look at learning on the @Stjohnscoventry page. Just type @Stjohnscoventry X into Google.

Year Group Timetable- flexible!

KSI Timetable – Year 2

		8.45 to 9.35	9.35 to 10.30	10.30 to 10.45	10.45 to 11.35	11.35-12.00	12.00 to 1.00	1.00 to 1.45	1.45 – 2.45	2.50-3.10	3.30	
Monday (Mrs Bailey)	Morning Work	WORSHIP	English	B	Maths	Guided Reading	LUNCH TIME 	Phonics	Topic			HOME TIME
Tuesday (Miss Reeve)	Morning Work	WORSHIP	9.30-10.30 PE Get Learning	R	Maths	Phonics	LUNCH TIME 	1.00-1.30 Handwriting	1.30-2.30 PE Get Learning	2.30-3.10 Creative Writing	Story	
Wednesday (Mrs Bailey)	Morning Work	Learning Forum	English	E	Maths	Guided Reading	LUNCH TIME 	Phonics	RE	Wellbeing Wednesday Worship		
Thursday (Mrs Bailey)	Morning Work	RHE	English	A	Maths	Guided Reading	LUNCH TIME 	Phonics	Science			
Friday (Miss Reeve)	Morning Work	WORSHIP	English	K	Maths	Phonics	LUNCH TIME 	Story	1.15-2.15 Outdoor Learning	Music or Computing		

Drop-offs (8:45am-9:00am)

End of day: 3:30pm (gates open at 3.25pm)

Year 2: Detail of content to be introduced (statutory requirement)	
Word	<p>Formation of nouns using suffixes such as <i>-ness</i>, <i>-er</i> and by compounding [for example, <i>whiteboard</i>, <i>superman</i>]</p> <p>Formation of adjectives using suffixes such as <i>-ful</i>, <i>-less</i></p> <p>(A fuller list of suffixes can be found in the year 2 spelling section in English Appendix 1)</p> <p>Use of the suffixes <i>-er</i>, <i>-est</i> in adjectives and the use of <i>-ly</i> in Standard English to turn adjectives into adverbs</p>
Sentence	<p>Subordination (using <i>when</i>, <i>if</i>, <i>that</i>, <i>because</i>) and co-ordination (using <i>or</i>, <i>and</i>, <i>but</i>)</p> <p>Expanded noun phrases for description and specification [for example, <i>the blue butterfly</i>, <i>plain flour</i>, <i>the man in the moon</i>]</p> <p>How the grammatical patterns in a sentence indicate its function as a statement, question, exclamation or command</p>
Text	<p>Correct choice and consistent use of present tense and past tense throughout writing</p> <p>Use of the progressive form of verbs in the present and past tense to mark actions in progress [for example, <i>she is drumming</i>, <i>he was shouting</i>]</p>
Punctuation	<p>Use of capital letters, full stops, question marks and exclamation marks to demarcate sentences</p> <p>Commas to separate items in a list</p> <p>Apostrophes to mark where letters are missing in spelling and to mark singular possession in nouns [for example, <i>the girl's name</i>]</p>
Terminology for pupils	<p>noun, noun phrase</p> <p>statement, question, exclamation, command,</p> <p>compound, adjective, verb,</p> <p>suffix</p> <p>adverb</p> <p>tense (past, present)</p> <p>apostrophe, comma</p>

English Coverage

What's coming up in the Autumn term?

Traditional Tales
 Information Texts
 Classic Stories
 Recounts

Maths Coverage

	<u>Week 1</u>	Week 2	Week 3	Week 4	Week 5	Week 6	Week 7	Week 8	Week 9	Week 10	Week 11	Week 12
Autumn	Place value 1			Addition and subtraction 1			Measures (money)		Multiplication and division 1		Measures (units of measure)	
Spring	Place value 2	Addition, subtraction, multiplication and division 2			Fractions 1		Geometry (properties of shape)		Geometry (position and direction)	Statistics	Measures (time)	
Summer	Consolidation and problem solving			SATs		Measures (time) 2	Fractions 2		Geometry (properties of shape) 2		Consolidate and assess	

Curriculum based learning for the Year

Year 2 – Autumn Term
Zoom! Soar! Whizz!




The Ariel bicycle



The Rover Safety bicycle



Raleigh Electric bicycle



Thinking about the City of Coventry, the children will investigate significant, local individuals and how they have made a positive difference to our lives and the lives of others in Coventry and beyond.
Grab your helmet and get ready for the ride!

Themes for the Year

Saving the World



Driver- Values

How can I make a positive difference?

Through our school values, the children will develop their understanding of changing environments-both in the UK and beyond- building on their knowledge and experiences from Year 1. They will consider reasons for these changes and reflect on the man-made impact. By making their own considered choices and by working as part of a team, they will realise that they can make a positive difference.

Happy Holidays



Driver- Geography

Where can we go and what is like?

Building on their knowledge of our amazing world, the children will further develop their understanding of the countries, oceans and continents, paying particular attention to the physical and human features and how they have changed over time. This topic will build on links already established with our chosen global charity and the children will make links to their previous topic 'Zoom! Soar! Whizz!'. They will examine how holidays have changed over time, thinking about where people travel to- how and why? Pack your suitcases!

Curriculum Maps

As part of Design and Technology, I will be learning about...

Mechanisms— wheels and axles

1. Different types of cars— real and toy cars

- What they look like
- What materials they are made of
- How they are made
- How their wheels and axles allow them to move

2. Different materials

- Why wood is a good material to use for axels
- How to cut wood safely with a Junior Hacksaw
- How bench hooks help us to be safe when cutting wood

I will design, make and evaluate my own toy car with axels and moving wheels.



Year 2 Autumn Curriculum Map:

Zoom! Soar! Whizz!

What was invented in Coventry?



Thinking about the City of Coventry, the children will investigate significant, local individuals and how they have made a positive difference to our lives and the lives of others in Coventry and beyond.

Grab your helmet and get ready for the ride!

As part of Geography, I will be learning about...

-The United Kingdom—its four countries, the capital cities and the names of the surrounding seas

-The flags of the 4 countries in the United Kingdom and the Republic of Ireland

-The Union Jack and how it was created

-Simple compass directions— what they are and how to use them

-Locational and directional language including half, quarter and 3 quarter turns, clockwise and anti-clockwise

As part of Art, I will be learning about...

The bicycle designer James Starley:

-What he designed and how his designs changed over time

Observational drawing

- +How to look closely and copy what you can see
- +How to use thick and thin lines to add detail to sketches

As part of History, I will be learning about...

1. Famous inventors including:

James Starley

-Who he was and why he was important to the invention of bicycles as we know them today.

-How he is linked to Coventry

Frank Whittle

-Who he was and why he was important to the development of aircrafts

-How he is linked to the city of Coventry

2. How motor cars and bicycles have changed over time

3. The invention of the jet engine and why it was so important

4. How we know about the lives of these inventors including the importance of museums and artefacts

5. How famous inventions have changed our lives today

Discover, Captivate, Excite, Challenge and Flourish



Discover, Captivate and Excite: A visit to the Coventry Transport Museum. Tesla Experience. Drive a mini-car.

Challenge Day: Experimenting with Wheels and Axles

Flourish: Come and Share: Sketch parts of bicycles

Flourish: Time to Shine: St. John's Motofest

These were emailed home on Friday 8th September

If you are an expert in any of the subject areas, and are available to support in any way, please contact your child's teacher!

Knowledge Organisers

Year 2- Autumn Term
Zoom! Soar! Whizz!
Knowledge Organiser



These were emailed home on Friday 8th September

History Knowledge


History of Bicycles

Bicycles have been around for over 200 years. When they were first invented, they looked very different to how they look today.


James Starley was an English inventor of bicycles who lived in Coventry in the 1800's. His company designed and created bicycles from their factory in Coventry and many historians believe that he invented the first bicycle. The first bike he invented was called 'The Coventry'; this was quickly followed by the 'Ariel'. The Ariel had a large front wheel and a smaller back wheel. These types of bicycles became known as the 'Penny Farthings' because old English pennies were big and round and farthings were small and round, like the wheels on the bicycle.

'A safety bicycle' was a different design to the 'Penny Farthing'. These bikes had 2 wheels the same size which made them safer. A chain helped the wheels to turn and riders to be closer to the ground. Bicycles today use a similar design.


Today electric bikes have been introduced to their regular designs. More people are using electric because they are easier to use than regular bicycles and they are cheaper than cars and also better for the environment.




Coventry Bicycle Designer: James Starley



The Ariel bicycle



The Rover Safety bicycle



Raleigh Electric bicycle


History of Cars

Cars, as a type of transport, have been around for over 300 years. Like bicycles, when they were first invented, they looked very different to how they look today. Historians believe the first car with an engine had 3 wheels and the engine was at the back. Coventry is famous for the manufacturing of cars. Lots of the early cars made in Coventry were built with 4 wheels and an engine at the front. Most didn't have roofs. After these cars made in Coventry had a windscreen, horns and steering wheel.

Today, there are lots of different types of cars made by lots of different manufacturers. Most modern cars have engines at the front, a boot to store items, a roof, glass windows, radios and automatic windows. There are also electric powered cars, which more people are using because they create less pollution so are better for the environment.

Sir Frank Whittle

Frank Whittle was an engineer who was born in Coventry just over 100 years ago. He is famous for inventing the jet engine. Jet engines are important for planes around the world because they help the planes to fly extremely fast.




Vocabulary

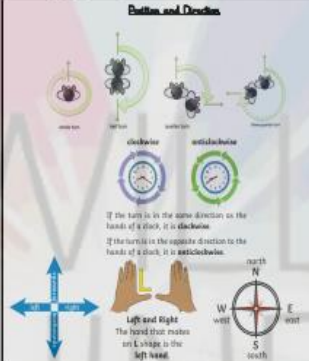
Invention - Something new that has been created.
Local - Relating to a particular area.
Compare - Look at how something is similar or different.
Change - How something becomes different over time.
Frank Whittle - Coventry inventor of the Jet Engine.
James Starley - Coventry inventor of a bicycle.
Evolution - Think about what is good and what can be improved.
Similar - How parts of objects are the same.
Different - How parts of objects are different.
Useful - Something that helps us to focus on a smaller part of an object or picture.
Design - A plan of drawing before making.
Designer - Someone who designs things before making them.
Front wheel - The wheel of the bus.
Wheel - A circular object that moves on an axle.
Axis - A rod passing through the centre of a wheel.
Movement - Something moving.
Double - Pairs for joining materials.
Junior Motorcar - Small hand car for racing used.
Beach Muck - A hook placed on tides to help weed become still when coming.

Geography Knowledge

The countries of the United Kingdom and its surrounding sea and countries




Position and Direction



Left hand right
The hand that makes an L shape is the left hand.

Flags of the countries in the United Kingdom and the Republic of Ireland

Each of the countries in the United Kingdom have their own flag. The England flag represents the cross; it represents the patron saint St. Andrew. The Irish flag represents the Irish patron saint St. Patrick. The Wales and Northern Ireland flags make up the flag of the United Kingdom. This flag is called the 'Union Jack' was created. Wales was already united with England.



Vocabulary

Aster - A look which combines maps of different places.
Map - A picture of an area of land.
United Kingdom - The countries of England, Scotland, Northern Ireland and Wales make up the United Kingdom.
Location - A place.
English Channel, North Sea, Atlantic Ocean, Irish Sea - Seas surrounding the United Kingdom.
Direction - How to get from one place to another.
Half turn, Quarter turn, 3 quarter turn - Turning half way round, Turning a quarter of the way round, Turning 3 quarters of the way round.
Clockwise - A turn which moves in the same direction as a clock.
Anti-clockwise - A turn which moves the other way to a clock.
Compass - A tool for finding directions.
North, South, East, West - The 4 main points of a compass. North is opposite South and East is opposite West. The clockwise order is North, East, South, West.









Your child will be assessed on their understanding of this knowledge. Any help you can provide them with will be gratefully received.

Learning Logs



St John's C of E Academy Tic Tac Toe: Termly Learning log Year 2

Autumn Term – Zoom! Soar! Whizz!

<p>English</p> <p>Make up a story about going on an adventure in a vehicle of your choice. Or even a hot air balloon!</p> 	<p>Maths</p> <p>Go on a walk around your local area. What different transport can you spot? Create a pictogram of the things you find.</p> 	<p>English</p> <p>Create a road safety poster to stay safe on the roads.</p> 
<p>Design</p> <p>Design a vehicle fit for a superhero! You can draw it or make it from recycled materials, construction materials or anything you have at home.</p> 	<p>Value - Identity</p> <p>Design a poster which shows the value of Identity</p> <p>I know that I am special I know that God has a plan for me I can be confident being me I can give my unique contribution I can take my place I know my life matters</p>	<p>Geography</p> <p>Think about a journey you often make. Can you draw a simple map of the things you can see on the journey?</p> 
<p>Computing</p> <p>Find out about famous inventors from Coventry. What did they invent? Are they still alive today?</p> 	<p>Maths</p> <p>Practise your 2 x tables! Can you think of a creative way to remember them?</p> 	<p>Art</p> <p>If you could travel anywhere in the world, where would you go? Draw a picture of your ideal destination.</p> 

Try to complete at least 3 challenges so that you make a vertical, horizontal or diagonal line, or any three that you like! Try to include the middle square if you can. Colour in each square as you complete that activity.

To be completed no later than **Monday 9th December 2024** when we will celebrate and share all your projects. You are welcome to bring in your home learning earlier if you have completed it. Enjoy and have fun!

Year 2 Team – Miss Hanson, Mrs Bailey and Miss Reeve

Learning Log home learning is optional. They are provided for your child to explore areas of the curriculum at home. Some children will complete them independently and some will enjoy completing tasks with a parent or sibling. Your child can complete one, three, nine or none – the choice is yours.

All learning is celebrated in class.

Please use recycled materials or items you have at home, there are no expectations that you buy anything. If you think school can help, please ask.

Other areas of the curriculum

Science

Throughout the year we will be learning about:

- Living things and their habitats
- Animals including humans
- Everyday materials
- Plants

Other areas of the curriculum

Computing

Area of Computing: Information Technology (Data and Information) Strand: <i>Pictograms</i> Software: J2Data https://www.j2e.com/jit5#pictogram	Area of Computing: Computer Science (Programming) Strand: <i>Robot Algorithms</i> Software: Beebots	Area of Computing: Information Technology (Media) Strand: <i>Making music</i> Software: https://musiclab.chromeexperiments.com/Song-Maker/	Area of Computing: Information Technology (Networks) Strand: <i>Information Technology Around Us</i> Software: none	Area of Computing: Computer Science (Programming) Strand: <i>Programming Quizzes</i> Software: ScratchJnr	Area of Computing: Information Technology (Media) Strand: <i>Digital photography</i> Software: Online photo editing tool, Pixlr. Device to take photos
---	---	--	--	---	---

Other areas of the curriculum



Music Long Term Plan 2024/2025; Get Set 4 Music Scheme

	Autumn 1	Autumn 2		Spring 1	Spring 2	Summer 1	Summer 2
Year 2	Great Fire of London	Toys	Christmas Play	Folksongs	Jupiter	Oceans	Four Seasons

Other areas of the curriculum

P.E.

Children will cover the following areas of PE during the year:

- Athletics
- Gymnastics
- Dance
- Dribbling, Kicking and Hitting
- Throwing and Catching
- Games



Other areas of the curriculum

Relationships and Health Education (RHE)

Our Safety

We will be looking at who keeps us safe and what to do when we feel unsafe. We will look at how someone can say no if they are asked to keep a secret or promise.

Our Relationships

We will be looking at how to be a good friend and overcoming conflicts. We will look at different opinions and being cooperative.

Our Bodies

We will be looking at the life cycle of a human and how responsibilities change over time. How to maintain good physical and mental health and why medicine is important. We will be learning about the importance of dental hygiene and health.

Other areas of the curriculum

Relationships and Health Education (RHE)

Our Community

We will be looking at following rules. Our role within a community, and how we can help our community. The importance of being careful online and what information we should share.

Our Future

We will be looking at the difference between wants and needs. We will look at where we get money from and where we can keep it. We will look at different ways of spending money and the importance of setting goals.

Our Feelings and Wellbeing

We will be looking at how to manage our different feelings and who can help us with that. We will look at different types of bullying and hurtful online behaviour.

Other areas of the curriculum

Phonics

We will be continuing to develop a knowledge of phonics in Year 2 using the Rocket Phonics scheme. During Autumn 2, there will be a phonics screening check for every child in Year 2 to check their phonics knowledge.

Please support your child with their phonics knowledge at home: reading, games, using the phonics in their reading diary.

The phonic screening check will be administered informally as part of normal classroom practise.

Inclusion and SEND

- ▶ If you have any concerns about your child's learning, behaviour or wellbeing, please speak with your child's class teacher in the first instance.
- ▶ Following this, meetings can be arranged with parents, class teacher and Mrs Henderson (SENDSCO).
- ▶ Further meetings will be arranged with Mrs Henderson, to begin to address any next steps.
- ▶ OR email, catch her in the playground or telephone the office to arrange a meeting at any time.
- ▶ Sara.Henderson@stjohns.covmat.org



Expectations and Support from home

- Reading books- signed by Parents at least twice a week. If the book has been read to the end, please write 'finished' or 'read to end'.
- Reading books need to be in school every day and books will be changed when your child has finished their book. Reading books are changed as and when children finish their books.
- Learning Logs - Out on Friday 13th September- returned Monday 9th December
- Times table Rockstars is available for you to use with your child at home.
- P.E. kits to be worn to school on your child's PE day. Your child's PE day is Tuesday.
- Water bottles (named) brought into school daily
- Uniform policy followed: please name all uniform! (For more information please see the school website.)
- If your child is being collected by someone different, please inform the office and the teaching staff.

What's coming next?

- ▶ Termly Learning Conference - Wednesday 16th and Thursday 17th October
- ▶ 'Come and Shares' and 'Time to Shines'- look out for the dates of these on the newsletter!
- ▶ Friday 11th October – Kindness Workshop – parents invited in from 9.30-10.30am.
- ▶ See the school website Calendar for dates for your diary
<https://www.stjohns.covmat.org/diary/list/>

We know the start of the year can be a tricky time for you and your child. Please remember we are always here to support you as a family.

Together, we shine!

