










St John's C of E Academy
Tic Tac Toe: Termly Learning log
Year 2
Summer Term Topic – 'Happy Holidays'

<p>Languages from around the world</p> <p>Lear how to say 'Hello', 'Goodbye' and introduce yourself in a different language or different languages.</p> <p>You will share your new learning with your class.</p>	<p>Maths</p> <p>Practise your 5 and 10 x tables.</p> <p>Create a poster to help you practise all the facts! Remember to include all of your division facts too!</p> 	<p>English</p> <p>Write a diary entry from the perspective of a child who has spent a day at the beach.</p> <p>Who were they with? What games did they play? What did they do?</p> 
<p>DT</p> <p>Design and make your own sandcastle. It doesn't need to be made out of sand; it can be created by using cardboard.</p> 	<p>Values Task</p> <p>Write a fact file or create a PowerPoint presentation about a person who has shown 'Teamwork'</p> 	<p>Science</p> <p>Investigate the different plants in your garden or at the local park.</p> <p>Can you label the key parts?</p> <p>Sketch and colour a plant of your choice.</p> 
<p>Computing</p> <p>Use an iPad or Computer to research Weston-Super-Mare. Can you create a Picture Collage of different pictures to show what Weston-Super-Mare is like?</p> <p>The Pic Collage App is also good to use to make this easier.</p> 	<p>Maths</p> <p>Using your knowledge of measures, can you measure the length of different beach items and record them in cm's?</p> <p>Here are some things you could measure the length of:</p> <ul style="list-style-type: none">- Towel- Sun Lotion- Sunglasses- Swim suit/Shorts- Swimming Goggles 	<p>Art & Design</p> <p>Can you create a piece of Artwork to show what a day at the seaside would like. It can be a sketch, painting or even 3D!</p> <p>You could use paint, crayons, felt tips or any other resources you have at home.</p> 

Try to complete at least 3 challenges so that you make a vertical, horizontal, or diagonal line, or any three that you like!
Try to include the middle square if you can. Colour in each square as you complete that activity.

To be completed no later than Monday 8th July when we will celebrate and share all your projects.

You are welcome to bring in your home learning earlier if you have completed it.

Enjoy and have fun! Year 2 Team – Mrs Wright