











St John's C of E Academy  
Tic Tac Toe: Termly Learning log  
Year 3

Spring Term Topic – 'Going Global!'

<p><b>English</b></p> <p>Write an imaginative story about the life of a child surviving in the rainforest. How did they get there? Where will they end up? What will they see? Who or what might they be afraid of?</p> 	<p><b>Maths</b></p> <p>Draw some wiggly rainforest snakes. Measure each of them carefully with a ruler and write down how long they are in mm (e.g. 12mm), cm (e.g. 7cm) and mm and cm (e.g. 12cm and 4mm)</p> 	<p><b>English</b></p> <p>Research rainforests in books, the internet, TV programmes etc. Create a 'Rainforest Fascinating Fact sheet' to present the outcomes of your learning.</p> 
<p><b>Design</b></p> <p>Design a 3D globe using papier-mâché. Include the Equator, Northern and Southern Hemisphere and the 7 continents around the world.</p> 	<p><b>Values Task</b></p> <p>Write a fact file or create a PowerPoint presentation about a person who has shown 'Character' through being a great role model. <b>Challenge: How might tribes show character when living in the rainforest?</b></p> 	<p><b>Science</b></p> <p>Create a DIY string telephone. Create a factsheet to show how the sound travels.</p> 
<p><b>ICT</b></p> <p>Research The Mayans and write some information about how they survived in Rainforests.</p> 	<p><b>Maths</b></p> <p>Gather some data linked to tropical fruits by having a tasting session!</p> <p>Create a tally chart of your family's favourite fruits.</p> <p>Can you create a bar chart to show the results and create some sentences about what you've found out!</p>	<p><b>Art &amp; Design</b></p> <p>Create a model rainforest with all 4 layers: the emergent, canopy, understory and forest floor.</p> 

Try to complete at least 3 challenges so that you make a vertical, horizontal or diagonal line, or any three that you like! Try to include the middle square if you can. Colour in each square as you complete that activity. To be completed no later than **Monday 16<sup>th</sup> March 2026** when we will celebrate and share all your projects. You are welcome to bring in your home learning earlier if you have completed it.

Enjoy and have fun!  
Year 3 Team – Mrs Wright, Miss Lawless and Miss McNulty