











St John's C of E Academy
Tic Tac Toe: Termly Learning Log
Year 3

Summer Term Topic – 'Egyptian Discovery'

<p>Languages from around the world</p> <p>Lear how to say 'Hello', 'Goodbye' and introduce yourself in a different language or different languages. You will share your new learning with your class.</p>	<p>Maths</p> <p>Practise your 3 and 4 x tables.</p> <p>Create a game to help you practise!</p> <p>Challenge: By the end of the term, can you answer 3 and 4 x table questions within 5 seconds. If you can, come and show us and we will give you a prize!</p> 	<p>English</p> <p>Write a diary entry from the perspective of an Egyptian Pharaoh.</p> <p>Use the following questions to help you... What did you do during the day? Who did you speak to? How did you feel at different points? Try to include lots of adjectives.</p> 
<p>DT</p> <p>Design and make an Egyptian sarcophagus mask.</p> 	<p>Values Task</p> <p>Write a fact file or create a PowerPoint presentation about a person who has shown 'Teamwork'</p> <p>Challenge: Can you consider different ways the Ancient Egyptians showed Teamwork?</p> 	<p>Science</p> <p>Investigate the different plants in your garden. Sketch them and label the key parts. Challenge: Compare 2 different plants. How are they similar? How are they different? What conditions are needed to help them grow?</p> 
<p>Computing</p> <p>Use a desktop publishing software (e.g. Microsoft Word, Publisher) to create an Ancient Egyptian magazine for KSI children.</p> <p>Purpose- To inform younger children of some key Ancient Egyptian facts</p> <p>Consider the font size, type and colour as well as suitable images and text.</p> 	<p>Maths</p> <p>Using your Science knowledge of plants, measure the growth of a plant in your garden across the term. Use a table chart to record the height each week and create a bar chart to show the data.</p> <p>Challenge: Can you create and answer questions relating to your chart? E.g. Which week had the most growth? Why do you think that was? How many mm did the plant grow across the term?</p> 	<p>Art & Design</p> <p>Can you create some Egyptian landscape Artwork. Use research to help you.</p> <p>You could use paint, crayons, felt tips or any other resources you have at home.</p> 

Try to complete at least 3 challenges so that you make a vertical, horizontal, or diagonal line, or any three that you like!
Try to include the middle square if you can. Colour in each square as you complete that activity.

To be completed no later than Monday 8th July when we will celebrate and share all your projects. You are welcome to bring in your home learning earlier if you have completed it.

Enjoy and have fun! Year 3 Team – Mrs Henderson, Mrs Foster, Mrs Farndon and Mr Stevenson