










St John's C of E Academy

Tic Tac Toe: Termly Learning log

Year 3

Autumn – Set in Stone

<p>Geography</p> <p>This term, we are learning about counties. Can you use maps to locate the county we live in? Can you find the counties that Stone Henge and Skara Brae are located in? Present your knowledge in a creative way.</p> 	<p>Science – Animals including humans</p> <p>Can you sketch a human skeleton and name as many parts of the body as you can. Which bones can you name, label and remember?</p> 	<p>Art</p> <p>Use natural materials to create a picture of the Stone Age. Create types of paint by crushing berries, grass, leaves and other natural materials. Use the paint to create a picture.</p> 
<p>DT / History</p> <p>Create a model of a Stone/ Iron/ Bronze Age village. Research Skara Brae for further ideas. Remember to use materials and recycled materials you already have at home.</p> 	<p>Value – Identity</p> <p>Design a poster which shows the value of Identity.</p> <p>I know that I am special I know that God has a plan for me I can be confident being me I can give my unique contribution I can take my place I know my life matters</p>	<p>English</p> <p>Write your own prehistoric adventure story. Will it be set in the Bronze age, Iron age or Stone Age?</p> 
<p>Computing</p> <p>Research Stone Henge to answer these questions. What is it? How old is it? How was it created? What was it used for in the past? What is it used for now?</p> <p>Create a fact page or poster to show your understanding. Maybe you could record a documentary and add it to your books as a QR code?</p>	<p>Maths</p> <p>Tommy is not sure how to add a 2-digit number to a 3-digit number, using the column method <u>or</u> counters.</p> <p>Write some clear instructions to help.</p> $\begin{array}{r} 673 \\ + 18 \\ \hline \end{array}$ 	<p>Art</p> <p>Can you produce a cave painting? Maybe you could create a piece of rock art? These are human made markings on natural stone.</p> 

Try to complete at least 3 challenges so that you make a vertical, horizontal or diagonal line, or any three that you like! Try to include the middle square if you can. Colour in each square as you complete that activity.

To be completed no later than **Monday 11th December** when we will celebrate and share all your projects. You are welcome to bring in your home learning earlier if you have completed it. Enjoy and have fun!

Year 3 Team: Mrs Farndon, Miss McBride and Mr Stevenson