










St John's C of E Academy

Tic Tac Toe: Termly Learning log

Year 4

Autumn Term – White Water Adventure

<h3>Poetry</h3> <p>Use the words WHITE WATER ADVENTURE to create an acrostic poem in your book.</p> <p>Present your writing to your highest standard.</p> <p>Practise reading your poem, ready to perform to the class.</p>	<h3>Science</h3> <p>Calculate your water usage for a week (on the chart on the back of this sheet). Then find out how much water each activity uses and find your total water usage for the week.</p> 	<h3>Story</h3> <p>Write a story 'water-themed' story with lots of amazing writing features. It could be set by a lake, on a river, by the seaside or wherever your imagination takes you!</p> 
<h3>Design</h3> <p>Design an informative poster about being more water wise saving water where we can. Research water usage, look at the example poster and find ways to help people save water.</p> 	<h3>Value – Identity</h3> <p>Design a poster which shows the value of Identity.</p> <p>I know that I am special I know that God has a plan for me I can be confident being me I can give my unique contribution I can take my place I know my life matters</p>	<h3>Art</h3> <p>Research Claude Monet and his style of artwork. Create your own piece of artwork either in his style or of a watery scene. You could use pencil, pencil crayons or any medium you have at home already.</p> 
<h3>Geography</h3> <p>Find out about a river of your choice. Where is its source and where does it travel? Is it important in any way?</p> 	<h3>Environmental</h3> <p>Research into charities who help provide people with clean water. Create a poster, presentation of leaflet to explain what they do and how we could help.</p> 	<h3>Maths</h3> <p>Times tables – use Times Tables Rock Stars to practise your times tables. Improve your speed and your knowledge!</p> 

Try to complete at least 3 challenges so that you make a vertical, horizontal or diagonal line, or any three that you like! Try to include the middle square if you can. Colour in each square as you complete that activity.

To be completed no later than **Monday 11th December 2023** when we will celebrate and share all your projects. You are welcome to bring in your home learning earlier if you have completed it. Enjoy and have fun!

Year 4 Team – Miss Hanson and Mrs Orr

Name: _____

Record your water usage for a week. Can you find out how much water each of these tasks uses?
Calculate how much water you have used in the week!

Activity	Tally	Total
Drinking water or squash		
Flushing the toilet		
Brushing teeth		
Washing hands		
Having a shower		
Having a bath		
Using the washing machine		
Using a dishwasher		
Washing dishes in the sink		
Using a hosepipe or sprinkler		

