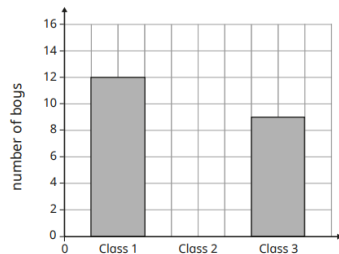


Last term (Y3)

The bar chart and table show information about the number of boys in three classes.



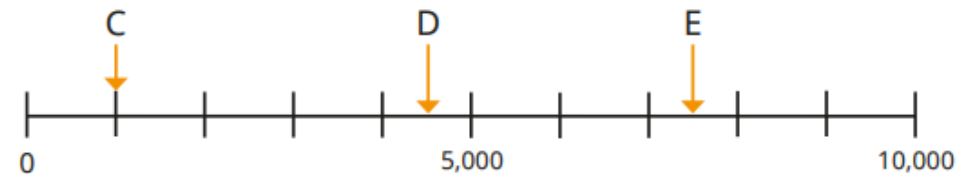
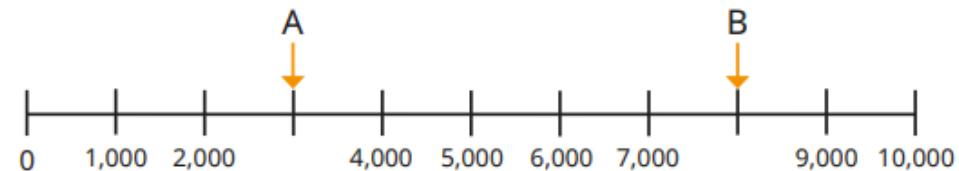
Class	Number of boys
1	12
2	10
3	

Use the table to complete the bar chart.

Use the bar chart to complete the table.

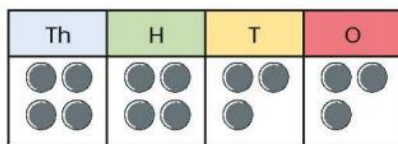
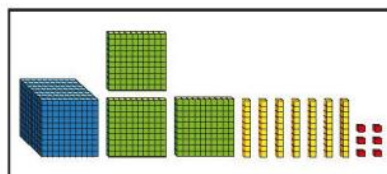
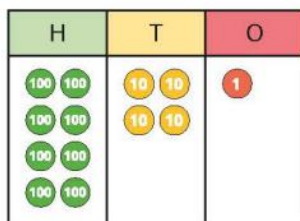
Previous learning...

What numbers are the arrows pointing to?

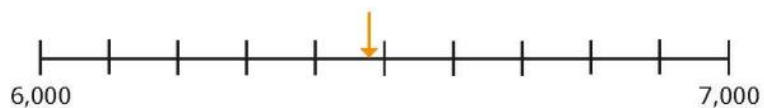


We are currently learning...

Round each number to the nearest 100



LXXI



We are learning next...

Work out the calculations.

a) $6,058 + 1$

$6,058 + 2$

$6,058 + 3$

$6,058 + 4$

$5 + 6,058$

b) $6,058 + 20$

$6,058 + 30$

$6,058 + 40$

$6,058 + 50$

$60 + 6,058$