




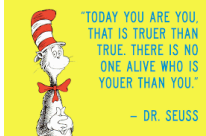



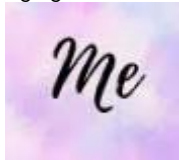


# St John's C of E Academy

## Tic Tac Toe: Termly Learning log

### Year 6

### Autumn Term - Catastrophe

<h3>Geography</h3> <p>Research volcanoes around the world and produce your own Top Trumps cards! You could include information such as how far they are from England, their height and width or include your own 'wow factor rating'.</p> 	<h3>Maths</h3> <p><u>Key Skill</u> I can round any whole number to any degree of accuracy. e.g. 4,824,453 To the nearest 10 = 4,824,450 To the nearest 100 = 4,824,500 To the nearest 1,000 = 4,824,000 To the nearest 10,000 = 4,820,000 To the nearest 100,000 = 480,000 To the nearest 1,000,000 = 5,000,000 Present your maths as creatively as you wish!</p>	<h3>Art</h3> <p>Look at images and artwork of a volcano to inspire you to produce your own piece of volcano art! You could have a look at the famous works by Andy Warhol and JMW Turner which we will be exploring further.</p> 
<h3>DT</h3> <p>Create a model of a volcano! Use whatever materials you wish- be as creative as you like! You could even make a cross sectional labelled model. Remember to use things you at home, recycled materials or ask your teacher.</p> 	<h3>Value – Identity</h3> <p>Explore what makes you unique and why you are special! You could include your strengths, your likes and dislikes. Present your ideas as creatively as you wish!</p> 	<h3>Geography</h3> <p>Create your own information leaflet/instructional video showing others how to stay safe in the event of an earthquake.</p> 
<h3>Geography</h3> <p>Create a quiz all about our topic of 'Catastrophe' to ask the rest of the class! You could include questions about volcanoes, earthquakes, what the Earth is made of, tectonic plates and much more!</p> 	<h3>English</h3> <p>Create a shape (concrete) poem about a natural disaster! Try to include lots of ambitious vocabulary and descriptive language.</p> 	<h3>Your choice!</h3> <p>Use this square if there is something you really want to write about, makes or share with the class. Think about the things you love doing!</p> 

Try to complete at least 3 challenges so that you make a vertical, horizontal or diagonal line, or any three that you like! Try to include the middle square if you can. Colour in each square as you complete that activity.

To be completed by **Monday 11<sup>th</sup> December** when we will celebrate and share all your projects. You are welcome to bring in your home learning earlier if you have completed it. Enjoy and have fun!

Year 6 Team: Miss Ward and Mrs Davis