










St John's C of E Academy

Tic Tac Toe: Termly Learning log

Year 4

Summer Term – Under Attack!

<h3>History</h3> <p>Who were the Celts? Research the Celts (using the internet safely – always ask a grown-up). Then create a fact file, poster, PowerPoint or illustration to explain who the Celts were and facts and information about them. Think about their clothes, battle tactics, homes etc.</p> 	<h3>Science</h3> <p>Light. With a grown up, have a look on the internet for a children's light experiment – there are so many to choose from! Do one that you have the equipment for! Record your method and results and explain what you found out. You can record this in writing and pictures, photos, a video – however you want to! Have fun!</p> 	<h3>English</h3> <p>Write a diary entry as a Roman soldier. What would your day be like? What tasks would you have to do? Was it a tough life? Try to get into character!</p> 
<h3>Design</h3> <p>Design a Roman shield. Concentrate on the detail on the front of the shield. How does it show your family, how fearsome you are as a soldier and so on. Label your design to explain these details. Make it too if you can!</p> 	<h3>Value – Teamwork</h3> <p>Design a poster which shows the value of Teamwork!</p> <ul style="list-style-type: none"> I can work alongside others. I can listen and contribute at the right time and in the right way. I can use my gifts, skills and abilities to support the whole team. <p>We work better together.</p>	<h3>Art</h3> <p>Research mosaics and create your own mosaic using paper, card or even tiles! Think about your picture carefully, make sure it has simple lines to create the image.</p> 
<h3>Geography</h3> <p>Find out about Rome. Where is it? What are the geographical features of the region? Create a travel report either set in ancient or modern-day Rome and the surrounding region.</p> 	<h3>History</h3> <p>Research into Roman fun facts or gruesome facts – there are lots! Find an interesting way of presenting your findings to share with the class.</p> <p>Vomitorium</p> 	<h3>Languages from around the world</h3> <p>Lear how to say 'Hello', 'Goodbye' and introduce yourself in a different language or different languages. You will share your new learning with your class.</p>

Try to complete at least 3 challenges so that you make a vertical, horizontal, or diagonal line, or any three that you like!
Try to include the middle square if you can. Colour in each square as you complete that activity.

To be completed no later than Monday 6th July when we will celebrate and share all your projects.

You are welcome to bring in your home learning earlier if you have completed it.

Enjoy and have fun! Year 4 Team – Mrs Henderson and Miss Reeve